

## Tub Spout Instructions

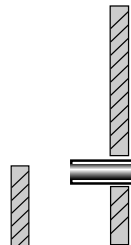


1

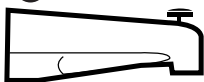


1

Using the HEX wrench provided, substantially loosen the HEX screw.

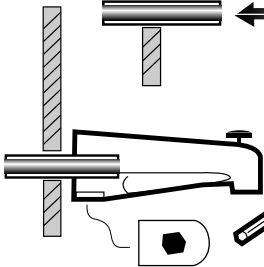


2



2

Push the SPOUT on to the copper pipe.



3

3

Tighten the HEX screw to the copper pipe. Turn on water and check for leaks.

### CAUTION:

Make sure spout is properly positioned **before** tightening the screw.

**OS&B**  
ORVILLE STRAPPING & BENDING